

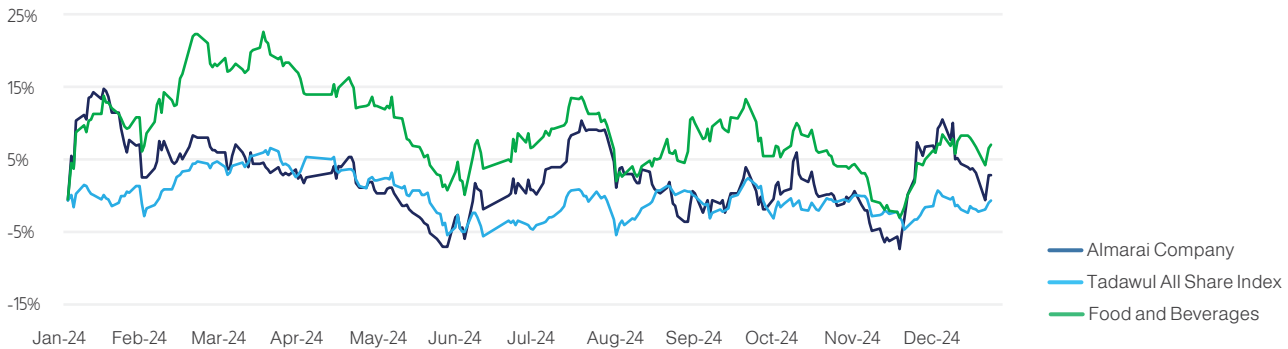
# Shareholder Information

## Almarai Share Information

Listing date	2005	
Exchange	Saudi Stock (Tadawul)	
Symbol	2280	
ISIN code	SA000A0ETH1	
Number of shares issued	1,000,000,000	
Market cap as of 31 December 2024	ﷲ million	57,200
	USD million	15,250

Share Price 31 December 2024	Share Price One Year Ago	Share Price Three Years Ago	52-Week High	52-Week Low	Change from 2023-2024
57.20	55.80	48.75	63.20	52.10	2.5%

## Share Price Performance during the Year of 2024



## Share Price and Shareholder Information

### Almarai shareholdings

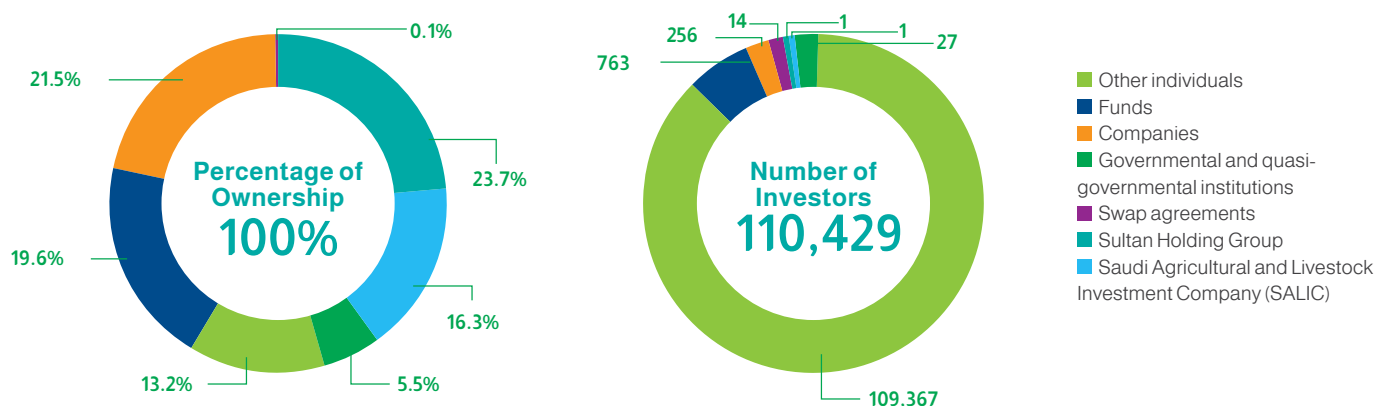
As of 31 December 2024, Almarai had 110,429 shareholders. Institutional investors represent 86.8% of the total share ownership, while individual investors represent 13.2%. There are 73 shareholders owning one million or more shares in Almarai, representing 80.9% of the issued shares. The following tables provide an overview of Almarai's investors.

31 December 2024			
Almarai Investors according to Nature of Investors	Percentage of Ownership	Number of Investors	Number of Shares
Institutional investors	86.8%	1062	867,799,529
Individual investors	13.2%	109,367	132,200,471
<b>Total</b>	<b>100.0%</b>	<b>110,429</b>	<b>1,000,000,000</b>

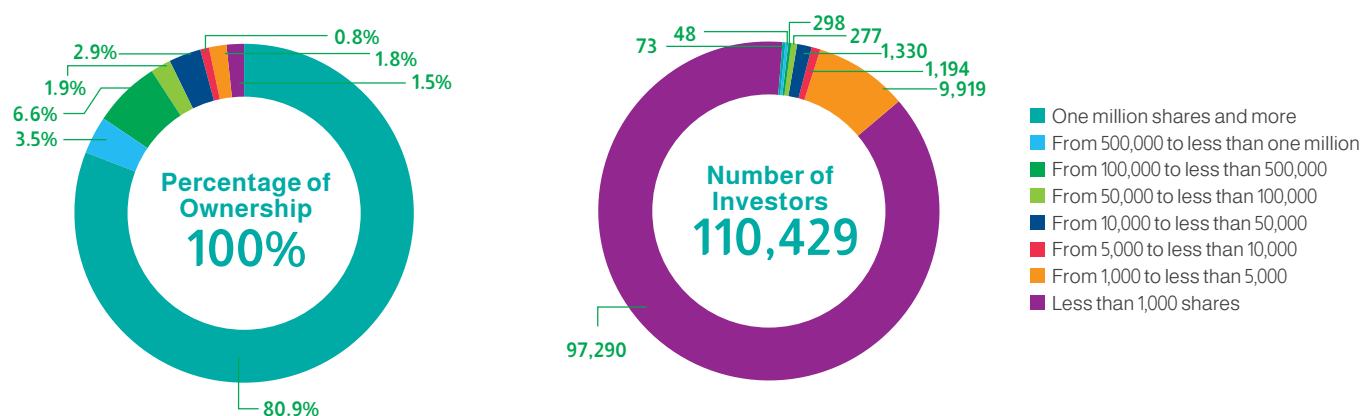
31 December 2024

Almarai Investors according to Nationality	Percentage of Ownership	Number of Investors	Number of Shares
Saudi	86.8%	105,336	868,080,639
Other nationalities	13.2%	5,093	131,919,361
<b>Total</b>	<b>100.0%</b>	<b>110,429</b>	<b>1,000,000,000</b>

### Almarai Investors according to Investor Type



### Almarai Investors according to Size of Ownership



### Ownership Notification

According to Article 68 of the Rules on the Offer of Securities and Continuing Obligations issued by the Capital Market Authority (CMA), during 2024, Almarai received no new notifications of new ownership percentages of more than 5% of the shares issued to the Company. The following table outlines ownership of 5% or more of the issued shares.

Ownership of 5% and more of the Issued Shares	Beginning of the Year		End of the Year	
	Number of Shares	Percentage of Ownership	Number of Shares	Percentage of Ownership
Sultan Holding Group	236,956,536	23.7%	236,956,536	23.7%
Saudi Agricultural and Livestock Investment Company (SALIC)	163,233,480	16.3%	163,233,480	16.3%
<b>Total</b>	<b>400,190,016</b>	<b>40.0%</b>	<b>400,190,016</b>	<b>40.0%</b>